



Douglas Fir Esbjerg Natural Oil

Our old-growth Douglas fir comes in very long and wide planks. In our favourite finish, we bleach and oil each board by hand, giving the wood its light and smooth Scandinavian touch. The wood can be soaped and reoiled again and again to feed and protect the surface patina for a long time to come. This finish works well on random-width very wide and long boards for floors or walls.

Species	Douglas fir
Finish*	Natural Oil
Origin	Mainly Douglas Fir (<i>Pseudotsuga menziesii</i>) over 100 year old. Grown in responsibly managed central continental European forests.
Maintenance	This finish can be cleaned regularly using our Whitewash Oil Soap. This feeds and strengthens the surface over time and allows you to adjust the patina to your requirements.
Spot repair and Refinish	Professional maintenance with our Whitewash Maintenance Oil will make this finish richer and protect it over time. Spot repairs are possible with our touch-up kit.


Structure**



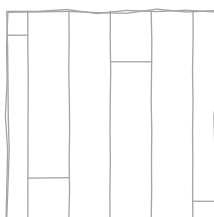
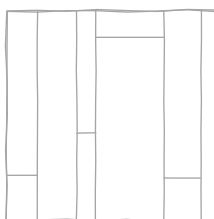
Engineered: 19.5 +/- 0.5 mm, top layer 4.5 +/- 0.5 mm



Solid: 19.5 +/- 0.5 mm



Recommended patterns



* Whilst we endeavour to portray grain and colour as realistically as possible in our samples and photography, a sample or a photo can never be an exact representation of an entire floor. As wood is a natural material, variations in colour and grain occur. Floors may also change in appearance over time through exposure to light, wear and tear, and maintenance.

** Pre-finishing of solid floors may be subject to stricter recommendations for limited board dimensions and climate control. Read further on the next page.

Solid or Engineered?

The option to have your floor 'pre-finished' in our mill offers great convenience during the installation process. We unreservedly recommend our pre-finishing solution for any of our Engineered 2-layered floors which offer great stability and convenience during installation. However, beauty is not always about convenience.

Would you prefer a traditionally milled Solid floor over an Engineered floor? Then it's important to realize that, due to the impact of climate, a small amount of movement may occur in the boards. We recognize that small natural imperfections like these may be part of the authentic look and feel you expect from a true solid hardwood floor. Pre-finishing can be a good option here, but note that our more traditional finishes can also be applied on site to create that authentic solid look. We will gladly help you to make the perfect choice for your floor.

Managing the patina of your floor over time

Our finishes are designed to protect your wood and its finish patina for a long time. To achieve a lasting look, we developed our own formulas that contain combinations of fine pigments, blocking-lye sealed with a durable end-finishing with hardwax, oil or polyurethane lacquer. Naturally, over time the finish patina may slightly change, due to the impact of sunlight, oxygen, wear and tear and your chosen maintenance. Our Floor Care Guide will give you all the information you need to keep your floor looking beautiful for many years to come. Following our recommendations, your floor will stay protected and age beautifully.

What is better, an oiled finish or a lacquered finish?

We think the answer to this question depends on what you expect from your finish, and how you want to manage the maintenance of your floor.

Our Hardwax and Natural Oil finishes allow the surface of the wood to breathe, and give the floor a more natural patina. By using Ebony and Co Oil-Soap for cleaning, you are protecting your floor by feeding the surface every time the floor is mopped (NB: use a damp mop only). Your choice of Oil-Soap (Natural or White), allows you to make the patina either warmer or more faded over time. For more intensive maintenance or spot repairs, a thin coat of Maintenance Oil can be applied to rejuvenate the surface. By giving your floors the care and attention they need, our Hardwax and Oil finishes are sustainable for a very long time!

Lacquered finishes – we always refer to as these as Poly – offer heavier, more traditional protection for your floor. The wood surface is firmly sealed, and won't require much maintenance. Regular use of our Polyfresh cleaning product extends the life of this surface against wear for many years. Unlike our Hardwax or Oil finished surfaces, spot repairs always require professional help. Should you prefer to refinish your floor, the floor may need to be refinished entirely and only by a professional.

We are happy to discuss which floor and finishing method best suits your requirements so that you can make a truly informed choice.

About climate and the look of your floor

Even though we craft our floors from the most stable parts of old-growth trees, your floor may react to changes in relative air humidity and temperature. This reaction will be minimal if the climate is controlled from the moment of delivery and during the entire life of the floor in your home. Ideally, the relative air humidity should be kept to between 40 and 60%, with ambient room temperatures at 17 – 23 degrees Celcius. Floor heating systems should never allow the wood to become warmer than 27 degrees (surface temperature). Small gaps may appear at the joints of the boards and some small checking (i.e. fine cracks) may occur. These features are normal with real wood floors and are not considered defects. Normal seasonal movement will not affect the performance of your floor, but maintaining the correct conditions will help to minimize seasonal movement. Read more about this in our Floor Care Guide.